

EpiPen Administration

A decorative horizontal bar consisting of a series of vertical rectangular segments in various colors including black, blue, teal, light blue, yellow, and grey, arranged in a slightly wavy pattern across the width of the slide.

by

Susan Reiss RN, NCSN



EpiPen Administration

- This program has been designed for the school staff member who is willing to administer an EpiPen in the event that a student has a life-threatening allergic reaction.
- The staff member must first view “Management of Life-Threatening Allergies in the School Setting” prior to completion of this module.

You may feel like this now...



But after this program, you'll feel like this...





Your objectives are:

- Accurately recognize student-specific warning signs of allergic emergency
- Accurately identify student for whom epinephrine is prescribed
- Accurately read and interpret the student's Emergency Care Plan (ECP)
- Correctly follow directions on the student's ECP



Objectives continued...

- Accurately read the epinephrine (EpiPen) label and follow directions from the label
- Administer epinephrine by auto-injector
- Safely handle epinephrine in auto-injector
- Accurately describe the school's plan for responding to life-threatening allergic emergencies
- Access resources appropriately, including emergency medical services, school nurse, physician, and parents

Epinephrine is the treatment of
of choice for allergic reactions...



Epinephrine...

- It quickly constricts blood vessels, raising blood pressure

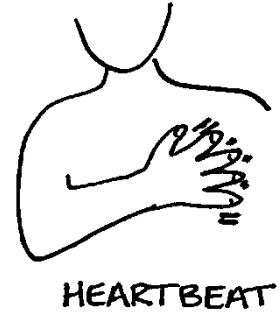


- It relaxes smooth muscles in the lungs to improve breathing




Epinephrine continued...

- It stimulates the heart beat



- It works to reverse the hives and swelling around the face and lips



How is epinephrine stored?



- Stable at room temperature until the marked expiration date
 - Do not freeze, refrigerate, or expose to extreme heat or sunlight...it will cause it to oxidize and go bad..and turn brown.

How is epinephrine handled?

- Before using, make sure solution is clear and colorless
- Accidental injection into the hands or feet may result in loss of blood flow to the affected area and will require immediate treatment in the Emergency Department (ED)



How is epinephrine handled?

- After using epinephrine, the auto-injector should be placed in an impermeable container and given to EMS personnel to take to the ED.





The 5 “RIGHTS” of epinephrine administration...

- Right student
- Right medication
- Right dose
- Right route
- Right time

Right student...



- Identify the student with the known allergy.
 - Use the photo on the ECP
 - Introduce yourself personally to the student prior to allergen exposure
 - Explain to the student that you will assist him/her with an EpiPen in the event of an allergen exposure.

- The student should be able to identify you as a resource in the event of allergen exposure.

Right medication...

- Epinephrine is available in an auto injector called an EpiPen



Right dose...

- An EpiPen comes in TWO different doses:
 - EpiPen 0.3 mg (over approx.66 lbs.)
 - EpiPen Jr. 0.15 mg (under approx 66 lbs.)



Right route...

- The EpiPen is administered into the large outer thigh muscles



Right time...



- Based on student's symptoms and ECP

e.g., hives spreading over the body, wheezing, difficulty swallowing or breathing, swelling in face or neck, tingling or swelling of tongue, vomiting, signs of shock, such as extreme paleness/gray color, clammy skin, loss of consciousness, or any other child-specific known symptom.



Steps in EpiPen administration...

Breathe...

Call for HELP! 911

- Have student lie down
- Look at the directions on the EpiPen
- It states:
 1. Form fist around autoinjector (black tip down)
 2. With your other hand, pull off gray cap.
 3. Hold black tip near outer thigh
 4. Swing and **jab firmly** into outer thigh so auto-injector is perpendicular (at 90 degree angle) to thigh.
 5. Hold firmly in thigh for several seconds.



A quick review...

- Case study
- You are the teacher in charge of a class you have just taken outside for a math problem. It's spring and the flowers are blooming and the bees, unbeknownst to you, are buzzing. You have a child with a known bee allergy requiring immediate EpiPen administration if stung. You've made it a point, because you are an astute teacher, to see the nurse to review your student's ECP and secure his EpiPen before going outside. The unthinkable happens...




- **What are the steps you would take?**
 - Have student lie down and administer the EpiPen immediately
 - Dispatch 2 students to the front office with the name of the student and code word “allergy”
 - Keep student warm, reassured, and away from allergen

The EpiPen buys you 15 minutes of time...



- Activating emergency services via 911 immediately is critical
- Know who the CPR trained staff are in your building so that persons trained in life support can be dispatched to your location





After EpiPen administration you must remember to...

- Document the time of administration.
- Have someone notify the student's doctor (on emergency card) regarding incident and where student is being transported.
- Notify parent/guardian regarding incident, student's condition, and hospital destination.

What about field trips?



- Being the the ever-prepared teacher you are, you will see the nurse at least 2 days prior to leaving to review the student's ECP and answer any questions you may have.
- You will meet with the allergic student, explaining that you will have his/her EpiPen and you will be readily available to the student throughout the trip. This includes on student's bus and at lunchtime.
- Student "buddy"

Field trips cont.

- You must have telephone access to call 911 at all times while off school property with students





Can I be sued if I make a mistake?

- If you volunteer to do this for a student, you will have been delegated by the parent/guardian in writing to administer this medication in the event of an emergency. In addition, you will have been trained by the parent/guardian(or the school nurse) about the student's specific ECP.
- The paperwork has been reviewed by our district attorney.

You are now prepared to administer an EpiPen in a life-threatening allergic emergency!





One more thing:

“I thought I was done...”

- You must pass the EpiPen post test and demonstrate competency by being evaluated on the EpiPen trainer by your school nurse.
- This training is good for one year only and must be repeated annually in order to remain current.